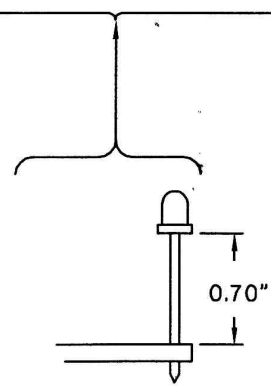
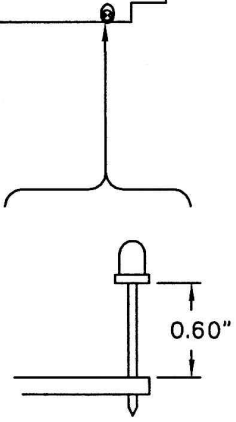
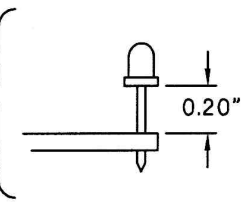
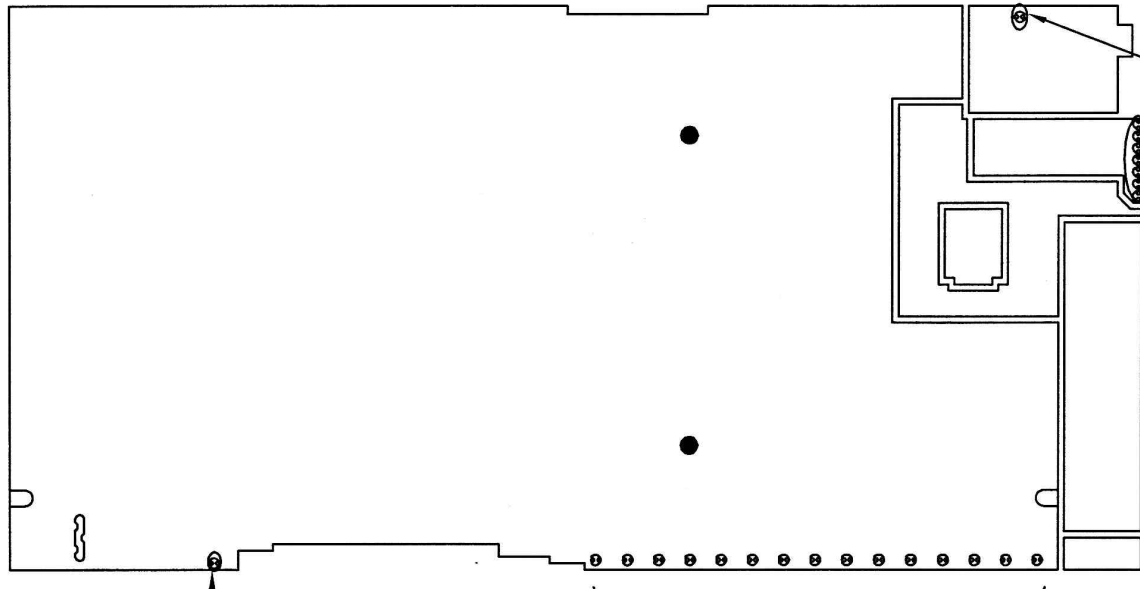


REVISION HISTORY			
REV.	DESCRIPTION	SIGNATURE	DATE
A	REV C PCB; DWG RELEASE	-	10/4/93
-	-	-	-
-	-	-	-
-	-	-	-



NOTES:

1. LEDS ARE INSTALLED WITH CORRECT SPACER BETWEEN THEIR LEGS BEFORE SOLDERING.

THIS DRAWING DOCUMENT CONTAINS INFORMATION WHICH IS PROPRIETARY TO AND THE PROPERTY OF ADA, INC. AND MAY NOT BE USED, REPRODUCED OR DISCLOSED IN ANY MANNER WITHOUT THE EXPRESSED CONSENT OF ADA, INC.

FILE NAME: A888A.DWG

CHECKED BY:

DATE:

APPROVED BY:

DATE:

**ADA SIGNAL PROCESSORS, INC.**  
420 LESSER STREET, OAKLAND, CA 94601

TITLE: MP-2 PCB ASSEMBLY, LED MOUNTING DETAILS

DRAWN: D.WIRT	SIZE: <b>A</b>	DRAWING NO. 888	REV: A
ENGR:	SCALE:	DATE: 10/4/93	SHEET 1 OF 1

© COPYRIGHT 1993



<http://www.adadepot.com>